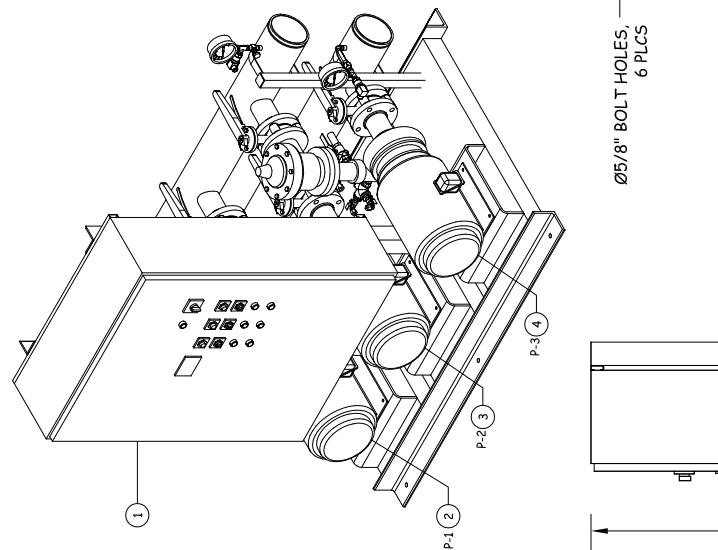
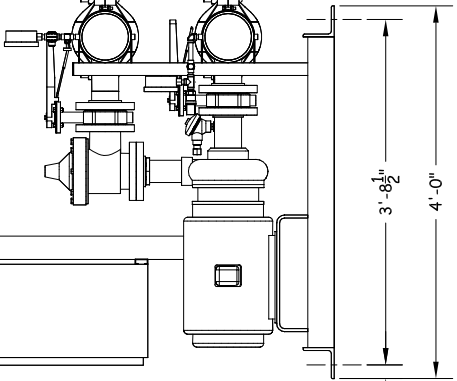
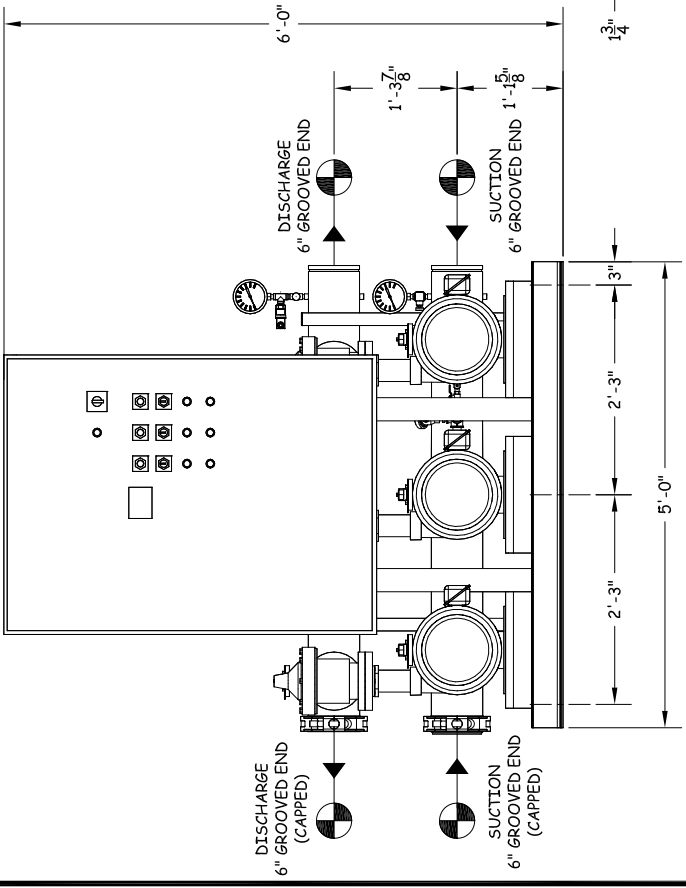
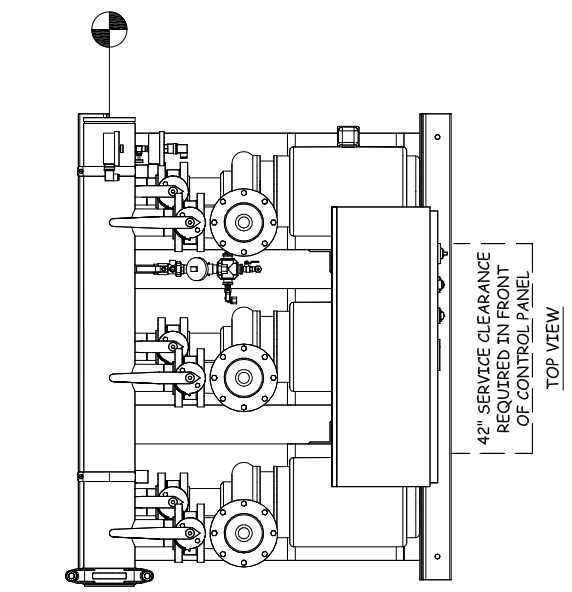


RELIEF VALVES AND
EQUIPMENT DRAINS
TO BE FITTED TO DRAIN
OR VENT TO ATMOSPHERE
PER CODE REQUIREMENT

ALL BOLTING AND ANCHORAGE
TO BE IN COMPLIANCE WITH
LOCAL CODES AND ANY
SEISMIC REQUIREMENTS.



Ø5/8" BOLT HOLES,
6 PLCS



- GPM		- PSI		- PSI	
TOTAL FLOW		TOTAL DISCHARGE PRESSURE		AVAILABLE PRESSURE	
TOTAL SYSTEM CAPACITY					
3	P-3	60ULDS	3656	2 1/2 X 3 - 7	- - 20 3500 460 / 60 / 3 TEFC P.E.
2	P-2	60ULDS	3656	2 1/2 X 3 - 7	- - 20 3500 460 / 60 / 3 TEFC P.E.
1	P-1	60ULDS	3656	2 1/2 X 3 - 7	- - 20 3500 460 / 60 / 3 TEFC P.E.
ITEM	TAG	MANUFACTURER	SERIES	MODEL	GPM TDH HP RPM VOLTS/HZ/PH ENCLOSURE
PUMP SCHEDULE					
ENCLOSURE					

GENERAL NOTES:
(1) SINGLE POINT POWER CONNECTION AT CONTROL PANEL.
(2) HYDRO PRESSURE CHECK AT 125 PSI.
(3) ASSEMBLED SYSTEM TO BE PAINTED WITH INDUSTRIAL MACHINE ENAMEL PRIOR TO SHIPMENT.

○ - DENOTES CONTRACTOR POINT OF CONNECTION TO SHIPMENT.

LISTED
PACKAGED PUMPING SYSTEMS
& HEAT TRANSFER SYSTEMS

APPROXIMATE SHIPPING WEIGHT: 2,504 LBS.

APPROXIMATE OPERATING WEIGHT: 2,688 LBS.

THIS DRAWING AND THE INFORMATION
DEPICTED THEREIN IS THE PROPERTY OF
FLOW-THERM SYSTEMS, A DIVISION OF CHC.
COPIES ARE ISSUED IN STRICT CONFIDENCE
AND ARE NOT TO BE REPRODUCED, COPIED,
OR USED AS THE BASIS FOR MANUFACTURING
OR SALE OF PRODUCT WITHOUT PRIOR
WRITTEN PERMISSION OF CHC.

PROJECT NAME:
CUSTOMER:

DRAWN BY DATE
XCD 01/05/15

CHECKED BY
APPROVED BY

TOLERANCES UNLESS OTHERWISE SPECIFIED
DEC. .500" FRACTION 1/2" ANGLE 5° SCALE 1" = 1'-0"

DRAWING No.
FEV3-21

VARIABLE SPEED TRIPLEX PRESSURE BOOSTER
HAYWARD, CALIFORNIA

FLOW-THERM
systems