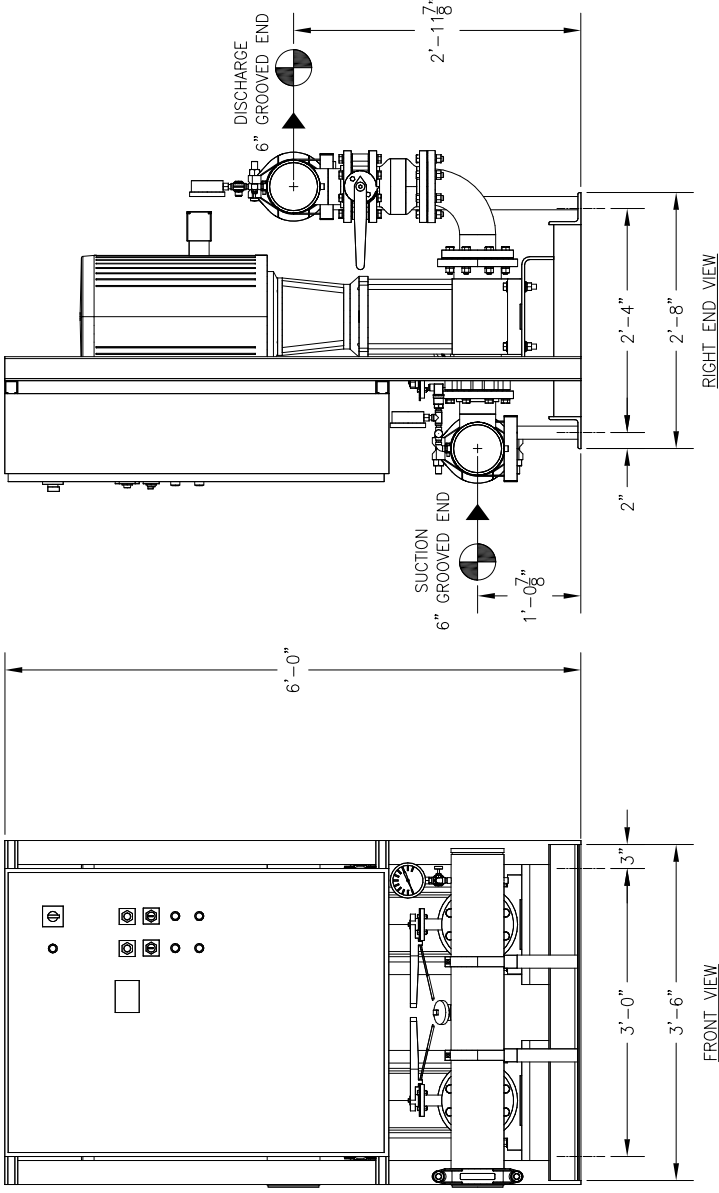
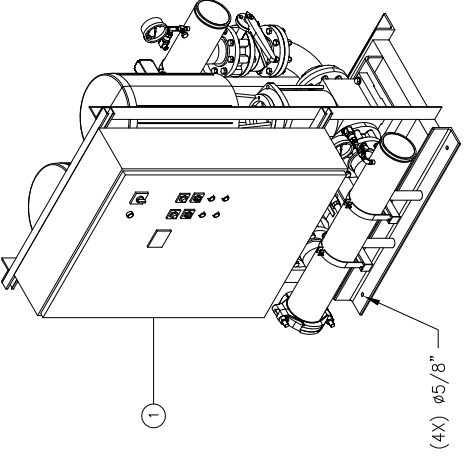
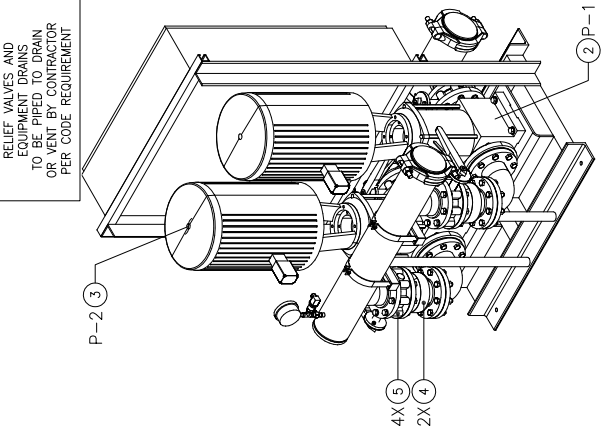


RELIEF VALVES AND ANCHORAGE EQUIPMENT DRAINS TO BE IN COMPLIANCE WITH LOCAL CODES AND ANY SEISMIC REQUIREMENTS.



CONSTRUCTION NOTES:  
 1. SUCTION AND DISCHARGE HEADERS ARE GROOVED ON BOTH ENDS.  
 2. END CAPS CAN BE PLACED ON EITHER END OF HEADERS.  
 3. SYSTEM DESIGNED FOR INDOOR INSTALLATION.

TOTAL FLOW		- PSI		- PSI		AVAILABLE PRESSURE				
TOTAL DISCHARGE PRESSURE		TOTAL SYSTEM CAPACITY								
3	P-2	GOULDS	ESV	66SVG-3	-	40	3500	460 / 60 / 3	TEFC P.E.	
2	P-1	GOULDS	ESV	66SVG-3	-	40	3500	460 / 60 / 3	TEFC P.E.	
ITEM	TAG	MANUFACTURER	SERIES	MODEL	GPM	TDH	HP	RPM	VOLTS/AZ/PH	ENCLOSURE
PUMP SCHEDULE										
10	-	-	-	-	-	-	-	-	-	-
9	-	-	-	-	-	-	-	-	-	-
8	-	-	-	-	-	-	-	-	-	-
7	-	-	-	-	-	-	-	-	-	-
6	-	-	-	-	-	-	-	-	-	-
5	4	-	-	-	-	-	-	-	-	LUG TYPE BUTTERFLY VALVE - 4"
4	2	-	-	-	-	-	-	-	-	VAL-MATIC GLOBE CHECK VALVE - 4"
3	1	P-2	GOULDS	ESV	MULTISTAGE PUMP MODEL	66SVG-3	-	-	-	-
2	1	P-1	GOULDS	ESV	MULTISTAGE PUMP MODEL	66SVG-3	-	-	-	-
1	1	-	-	-	-	-	-	-	-	VARIABLE SPEED PUMP CONTROL PANEL
ITEM	QTY	TAG	DESCRIPTION							

EQUIPMENT SCHEDULE	
PROJECT NAME:	
CUSTOMER:	
DRAWN BY DATE:	ACD 01/19/18
CHECKED BY APPROVED BY:	
TOLERANCES UNLESS OTHERWISE SPECIFIED	
DEC. :500"	
FRAC. :1/2"	
ANGLE :5"	
SCALE :1" = 1'-0"	
FAB NO. :	
DRAWING NO. :	
REV :	

THIS DRAWING AND THE INFORMATION SPECIFIED THEREIN ARE THE PROPERTY OF FLOWTEAM SYSTEMS, A DIVISION OF CHC. COPIES ARE ISSUED IN STRICT CONFIDENCE AND SHALL NOT BE REPRODUCED OR TRANSMITTED IN ANY FORM OR BY ANY MEANS, ELECTRONIC OR MECHANICAL, INCLUDING PHOTOCOPYING, RECORDING, OR BY ANY INFORMATION STORAGE AND RETRIEVAL SYSTEM, WITHOUT THE WRITTEN PERMISSION OF CHC.

**UL LISTED**  
 PACKAGED PUMPING SYSTEMS & HEAT TRANSFER SYSTEMS

APPROXIMATE SHIPPING WEIGHT: 2,500 LBS.  
 APPROXIMATE OPERATING WEIGHT: 2,648 LBS.

GENERAL NOTES:  
 (1) SINGLE POINT POWER CONNECTION AT CONTROL PANEL.  
 (2) HYDRO PRESSURE CHECK AT 125 PSI.  
 (3) ASSEMBLED SYSTEM TO BE PAINTED WITH INDUSTRIAL MACHINE ENAMEL PRIOR TO SHIPMENT.

= DENOTES CONTRACTOR POINT OF CONNECTION

